

## **WHAT MATERIALS TO USE**

You can use cardboard, plastic, wood, or anything else that works well and you can get at home.

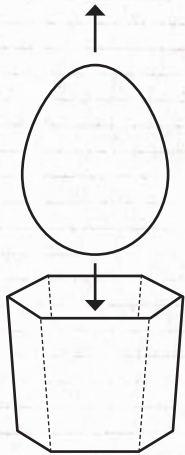
Try looking in your recycling box.

### **HERE'S WHAT WE USED:**

1. **CARDBOARD**
2. **STRING/RIBBON**
3. **SELLOTAPE**
4. **SCISSORS**
5. **BAMBOO SKEWERS**
6. **EGG CARTON**
7. **SANDWICH BAGS**
8. **BUBBLE-WRAP**
9. **1 HARD-BOILED EGG**

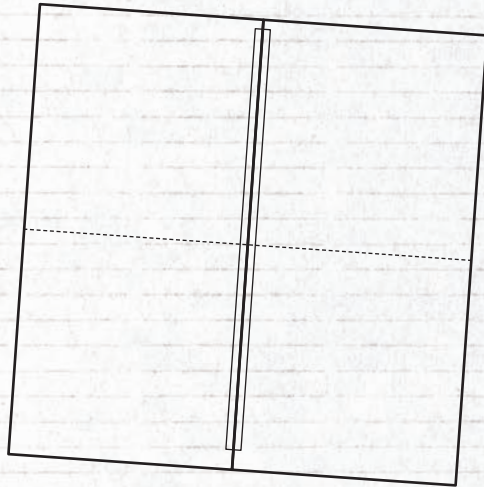


# INSTRUCTIONS




1.

Create a basket for your precious cargo. Make sure it can fit comfortably and can enter and exit freely.



2.

Create a parachute using a light material with a large surface area (we used sandwich bags).



3.

Attach the basket to the parachute using string, ribbon or any material you can find.



4.

Test the parachute without the cargo from a very low height. You'll need to check that the parachute opens correctly and slowly falls to earth.

H3

H2

H1



5.

When you are confident it will work, test the parachute with your cargo from a series of different heights.