



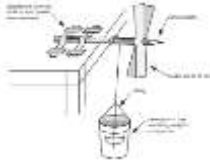


Year 6 – Week 9 (beginning 22.06.2020)

All work can be completed in your home workbook or on paper. You don't need to print the activities out unless you want to.

	English	Handwriting	Maths
Mon	<p>Listen carefully to the story - Jam Jar Children WWII</p> <p>Where and when is the story set? Who was the woman at the beginning and what did she do with her child? What had the Germans done with the Jewish people? Who was Irena and what did she do?</p>	<p>You don't need to print the sheet – you can write straight into your book. Handwriting Jokes Worksheet</p>	<p>Calculating time in football for Year 6 Monday Maths Lesson This lessons includes:</p> <ul style="list-style-type: none"> • one video • four activities <p>If you are finding this maths too tricky, you can try: Mon-Tues-Easier-Maths-Sheets</p>
Tues	<p>Re-listen carefully to the story - Jam Jar Children WWII</p> <p>Imagine how difficult it must have been for Jewish families to part with their children. Write a letter/note to send with one of the children, asking their new families to look after them, care for them and teach them new things.</p> <p>Did you know that Irena and her helpers saved over 2,500 children during WWII?</p>	<p>Copy the sentences neatly using your best handwriting: Alliteration-Handwriting (you don't need to print the sheet)</p>	<p>Forming and solving two step equations Tuesday Maths Lesson This lesson includes</p> <ul style="list-style-type: none"> • two videos • two activities
Wed	<p>We are going to read the story 'Air Raid' by Jean May. You need to ask a parent to sign up to Oxford e-books: Oxfordowl.co.uk/books/free-ebooks/ Signing up is totally free! It is quick and easy too.</p> <p>Browse the e-book Library and search for books by age (9-11yrs) 'Air Raid' should be on the top shelf of the e-book library.</p> <p>TASK - Read all of chapter 1 up to pg.10. If you press 'Audio' you can listen to the story being read aloud. TASK - Describe what you think Harry and Jack saw at the top of Crown Street.</p> 	<p>Have a go at the next handwriting task, you don't need to print it out. Synonyms-for-Said-Handwriting</p>	<p>Use substitution to find the possible values of two variables Wednesday Maths Lesson This lesson includes</p> <ul style="list-style-type: none"> • two videos • two worksheets <p>If you are finding this maths too tricky, you can try: Wed-Fri-Easier-Maths-Sheets</p>
Thurs	<p>We are reading the story 'Air Raid' by Jean May. You need to sign in to Oxford e-books: Oxfordowl.co.uk/books/free-ebooks/ Browse the e-book Library and search for books by age (9-11yrs) 'Air Raid' should be on the top shelf of the e-book library.</p> <p>TASK - Read pages 11 – 21. Pick out the words that describe the mess and devastation e.g. 'broken furniture', 'heaps of bricks', 'missing windows', 'broken cups', 'scorched photos', 'an old umbrella', 'dust and grit', 'splintered wood' etc. Re-write, edit and improve your description from yesterday, try to add in these words, you can use you imagination too!</p>	<p>Have a go at the task, you don't need to print it out: Proverbs-Handwriting</p>	<p>Converting metric measurements Thursday Maths Lesson This lesson includes:</p> <ul style="list-style-type: none"> • a learning summary • a video • a worksheet with answers • two interactive activities
Fri	<p>You need to sign in to Oxford e-books: Oxfordowl.co.uk/books/free-ebooks/ Browse the e-book Library and search for books by age (9-11yrs) 'Air Raid' should be on the top shelf of the e-book library.</p> <p>Read pages 22 – 25. Make predictions about what might happen next: <i>I think Jack and Harry will/won't get home because...</i> <i>I predict that the dog will... Jack and Harry might get seen by... Their mum will feel... because...</i></p> 	<p>Have a go at the task, you don't need to print it out unless it helps you: The-Phonetic-Alphabet-Handwriting</p>	<p>Converting between miles and kilometres Friday Maths Lesson This lesson includes:</p> <ul style="list-style-type: none"> • a learning summary • an interactive activity • two worksheets

	Foundation Subjects	PE
Mon	<p style="text-align: center;"><u>Science</u></p> <p><u>Evolution and Inheritance</u></p> <ol style="list-style-type: none"> 1. Read through the animal adaptations on the Presentation here: Evolution and Inheritance Presentation 2. Draw a poster of one of the animals – label it with adaptations mentioned on the presentation. 3. If you want an extra challenge, you could research a different animal that has adapted over time or for a specific environment. 	<p>1 hour agility: Evolve Functional Fitness</p> <p>Learn to do the Sid Shuffle!!! Sid Your Favourite Sloth Dance!</p>
Tues	<p style="text-align: center;"><u>Religious Education</u> Humanism</p> <ol style="list-style-type: none"> 1. Read the views of Shappie Khorsandi here in her section of ‘What is Humanism?’: Shappie-Khorsandi-Point-of-View 2. Think about the messages Shappie shared about kindness and positive energy. 3. Can you write a list of 10 positive things you could do to be kind to others? You could even try them out at home! 	<p>Try this: 10min workout for FOOTBALLERS</p> <p>There are lots of PE ideas here: Workout Tasks</p>
Wed	<p style="text-align: center;"><u>French</u></p> <ol style="list-style-type: none"> 1. Learn the short phrases about brothers and sisters, start the tutorial here: Siblings Tutorial Lesson <p>Select  and remember to click  if you need to see the phrases in English.</p> <p>If you want an extra challenge, you could write both the English and French phrases into your book (add a drawing too!).</p>	<p>Get Kids Moving have some great Superhero workouts: Captain America Workout</p> <p>Blinded By The Lights DANCE ALONG</p>
Thurs	<p style="text-align: center;"><u>Design and Technology</u></p> <p>Read through the Wind Power Challenge presentation here: Wind-power-challenge-PPT Look at the different types of wind turbines here: windpowerchallengeposter If you need a little extra help with your design, you can look at the example here: windpowerchallengehelp (REMEMBER – if you are testing your wind turbine with a hairdryer, you MUST ask an adult to help you!)</p>	 <p>For an active workout try: 30-minute at home boxing workout</p> <p>JustDance videos online: JUST DANCE</p>
Fri	<p style="text-align: center;"><u>Art and Design</u></p> <p>Look at the example pieces of artwork (WWII themed): Artwork-Ideas-for-WWII</p> <p>Select one idea to have a go at (you might have already done one!). If you don't have any resources, don't worry! All you need to draw... is a pencil! You could even use natural materials like sticks, stones and leaves to create an image or a pattern that symbolises war or peace.</p>	<p>If you have a skipping rope, try these tricks: PE Specialist Skip Tricks</p> <p>Have a go at this: High Energy Workout!</p>

There are lots of activities you could do to support your mental wellbeing.

Have a go at these Joyful June Activities: [Joyful-June-PSHE-Activities](#)