




Please send any pictures/examples of work, updates or queries to year4.montalbo@durhamlearning.net

	Literacy Literacy based on <i>Pinocchio</i> by Michael Morpurgo. Chapter 7 - Michael Morpurgo's Pinocchio	Handwriting Letterjoin Username: 40107 Password: home	Maths Username: year4.montalbo@durhamlearning.net Password: MontalboYear42020
Mon	<p>Summarising the story so far Summarising a story - Watch the video for a recap of how to summarise a story.</p> <p>Write a short paragraph summarising what has happened in the story of <i>Pinocchio</i> so far for someone who has missed the first six chapters. Make sure you include the 5Ws in your paragraph - who, what, where, when and why.</p>	<p>Resources -> Print Outs -> KS2 -> Nice and Neat Turtles - Write out two sentences a day.</p>	<p>Write Decimals Watch the Video Tutorial Try the Interactive Game if you would like more practice. Complete Monday worksheet.</p>
Tues	<p>Chapter 7 - Listen to the first half of chapter 7 of <i>Pinocchio</i>. This starts at 10:07 until 21:00 .</p> <p>Discuss/answer the following questions in your book:</p> <ol style="list-style-type: none"> Before listening - The chapter is called "In prison and in the doghouse." Make a prediction about what will happen in this chapter. What would you do if you had 5,000 gold coins? Why? Do you think the gorilla reached the right verdict? Explain your answer. Does <i>Pinocchio's</i> decision to break out of jail make him a bad person? Explain your answer. Is it karma that <i>Pinocchio</i> gets stuck in the trap? Why/why not? Who do you think will come and rescue <i>Pinocchio</i>? 	<p>Continue writing out Turtles.</p>	<p>Compare Decimals Watch the Video Tutorial Try the Interactive Game if you would like more practice. Complete Tuesday worksheet.</p>
Wed	<p>Co-ordinating Conjunctions - BBC Bitesize</p> <p>Watch the videos and complete activities 1 and 2.</p> <p>Write 5 sentences about using co-ordinating conjunctions.</p> <p>E.g. <i>Pinocchio</i> made some bad decisions so the gorilla sent him to jail.</p>	<p>Continue writing out Turtles.</p>	<p>Order Decimals Watch the Video Tutorial Try the Interactive Game if you would like more practice. Complete Wednesday worksheet.</p>
Thur	<p>Chapter 7 - Listen to second half of chapter 7 of <i>Pinocchio</i>. This starts at 21:00.</p> <p>Discuss/answer the following questions in your book:</p> <ol style="list-style-type: none"> Why do you think the firefly won't help <i>Pinocchio</i>? 24 mins - What do you think the farmer will do with <i>Pinocchio</i>? Do you think <i>Pinocchio</i> will make a good guard dog? Why? Do you believe the weasels? Explain why/why not. Why do you think <i>Pinocchio</i> didn't tell the farmer what his guard dog had been doing? 	<p>Continue writing out Turtles.</p>	<p>Round Decimals Watch the Video Tutorial Try the Interactive Game if you would like more practice. Complete Thursday worksheet.</p>
Fri	<p>Sub-ordinating Conjunctions - BBC Bitesize</p> <p>Watch the videos and complete activity 1.</p> <p>Write 5 sentences about <i>Pinocchio's</i> actions and his excuses using sub-ordinating conjunctions.</p> <p>E.g. I wouldn't have stolen the grapes if I wasn't so hungry.</p>	<p>Continue writing out Turtles.</p>	<p>Times Tables Top Marks Times Table Games Choose a times table game to complete from Top Marks. Complete the <i>Ultimate Times Table Challenge</i>. Can you beat last week's score/time?</p>

	Foundation Subjects	
Mon	<p>French – Recapping Months of the year 2</p> <p>French with Mr Innes - Months of the Year Part 2</p> <p>Listen to the video and practise saying and writing the vocabulary. Write 3 “C’est le mois de...” sentences and draw a picture to go with the sentence. E.g. You might write “C’est le mois de Juillet” and draw a picture of a sunshine.</p> <p>If you want to recap the first 4 months of the year, re-listen to French with Mr Innes - Months of the Year Part 1</p>	<p>Music – Charanga</p> <p>Charanga Login</p> <p>Log in to Charanga. Select student log in (log in letter ‘Yumu’ came with your school report).</p> <ol style="list-style-type: none"> 1. Complete the ‘Listen and Appraise’ section for Hey Jude. 2. Click ‘Flexible Games’ and complete the Bronze, Silver and Gold Challenges. 3. Click ‘Improvise with the Song’ and have a go at using your improvisation skills.
Tues	<p>Science – Branching Keys</p> <p>Work through the PowerPoint: <i>Branching Keys Slides</i>.</p> <p>Complete the activity on slide 6. If you feel confident with branching keys, have a go at the activity on slide 5. You do not need to complete both unless you would like to!</p>	<p>PE - Cosmic Kids Yoga</p> <p>Select a video to follow.</p> <p>More active activities at: Stay Active at Home</p>
Wed	<p>DT – Create a Model of The Leaning Tower of Pisa</p> <p>Create your model of The Leaning Tower of Pisa using your design from last week.</p> <p>I would love to see photos of your finished Leaning Tower. Send your pictures to the Year 4 email!</p> 	<p>PSHE – Kindness Stone</p> <p>Find a stone outside to decorate. You could even go out on a walk with your family to find one! Decorate your stone with words/pictures which will put a smile on someone’s face.</p> <p>You could send a picture of your kindness stone to the Year 4 email address.</p> 
Thur	<p>RE – Where do Christians go on Pilgrimage?</p> <p>Places of Pilgrimage - Look through the pictures and information about the different places a Christian may go on a pilgrimage. Choose one place to do some more research on, on your computer/iPad.</p> <p>Imagine you are a “Pilgrimage travel agent”, make a poster to explain about the destination to Christians and why they might choose to go there.</p>	<p>PE - Active Home</p> <p>Select an activity/game to try!</p> <p>More active activities at: Stay Active at Home</p>
Fri	<p>Art – Roman Sandals Part 2</p> <p>Roman Shoe Video - Watch this if you need a reminder about Roman shoes.</p> <p>Based on the research you completed last week on Roman Sandals, it is time to design your own Roman sandal. You will be making your sandal next week, so try to make your design simple.</p> <p>You can draw your design or even make a small prototype. Think about what materials you will have available to make your sandal (e.g. string, cardboard, twigs) and label your design to show which materials you will use.</p> 	<p>PSHE – Mindful Minute Brain Breaks</p> <p>Choose a mindful minutes brain break breathing activity to complete from the activity cards.</p> <p>See <i>Mindful Minute Brain Breaks</i>. You could do this outside.</p>