


How to Make a Pirate Hat

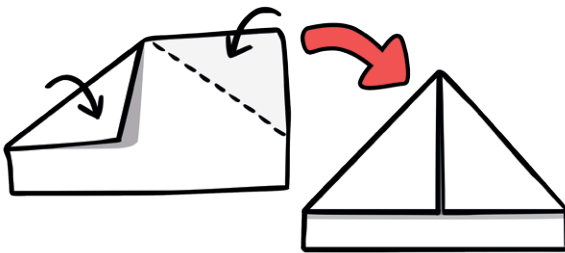
1 Use a large rectangular piece of paper or newspaper.



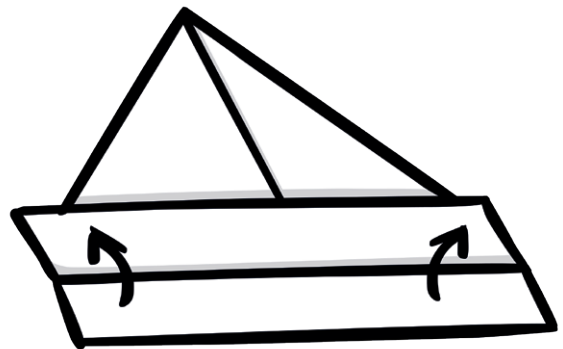
2 Fold the paper in half.



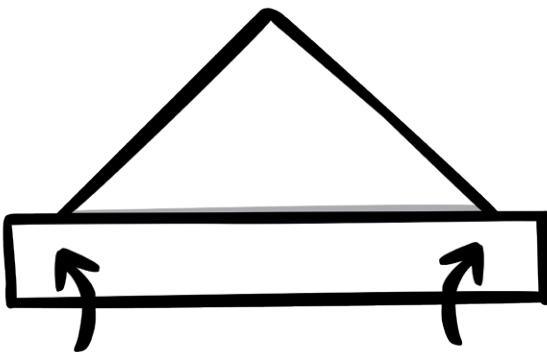
3 Fold over the top corners so they meet in the middle.



4 Lift up the front flap at the bottom and fold.



5 Flip the paper over and repeat.



6 Aarr! Your hat is ready to wear matey!

