







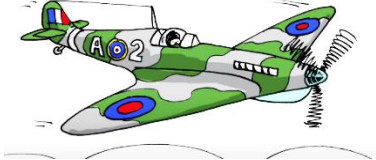


Year 6 – Week 1 - Summer 2 (beginning 01.06.2020)

All work can be completed in your home workbook or on paper. You don't need to print the activities out unless you want to.

	English Machine Gunners – Abridged version by Robert Westall	Handwriting	Maths
Mon	<p>Listen to the next episode of Machine Gunners: Episode 4 - Setting Up Camp</p> <p>Listen carefully to the section called 'Nicky's Garden'. Draw a picture of the description. Label the drawing with key vocabulary such as: Zigzag drive / Thick rhododendrons / great white front door / back garden with walls and statues / rockery overgrown with ivy / a view of the sea</p>	<p>Copy out the sentences in your neatest handwriting. You don't need to print it out! There-Was-An-Old-Man-Handwriting-Poem</p>	<p>Multiply and divide decimals by 10, 100 and 1000 BBC Bitesize Monday Lesson Watch one video, complete one interactive task and then try the two worksheets.</p> <p>IF you are finding this maths too tricky, you can try: Easy x10 worksheet Simplifying-Fractions-The-first-sheet-is-the-easiest</p>
Tues	<p>Listen to the next episode of Machine Gunners: Episode 5 - Life-at-the-fortress Focus on the first section - 'Working Together for the Common Good'</p> <p>Think about how frightening but incredible it would have been to see the barrage balloon be shot down and fall from the sky. Write a description of the moment it fell. Use adjectives and adverbs such as: Rapid gunfire / wheeling down / engulfing flames / melting ropes / scorching fire / tumbling rapidly / children silently staring / soldiers frantically yelling etc.</p> 	<p>Copy out the Fox Task in your neatest handwriting. You don't need to print it out! The-Fox-Warm-Up-Handwriting-Task</p>	<p>Multiply Decimals by Integers BBC Bitesize Tuesday Lesson This lesson includes: two videos, two worksheets</p> <p>If you are finding this maths too tricky you could try: Ultimate-times-tables-challenge 2</p>
Wed	<p>Re-listen to episode 5 of Machine Gunners: Episode 5 - Life-at-the-fortress Answer the questions in full sentences:</p> <ol style="list-style-type: none"> 1. What happened to the school and what did that mean for Chas? 2. Who did Chas bring to help at the fortress and why? 3. What was 'pinched' from around the town? Where did it go? 4. What happened to Nicky and his mother? 	<p>Copy out the <u>first 4 sentences</u> in your neatest handwriting. You don't need to print it out! Jack-Climbs-The-Beanstalk-Handwriting-Task</p>	<p>Decimals: Divide decimals by integers. BBC Bitesize Wednesday Lesson</p> <p>If you are finding this maths too tricky you could try: Finding Simple Fractions</p>
Thurs	<p>Listen to episode 6 of Machine Gunners: Episode 6 - Home from Home Focus on the part called 'Saved by A Dream'.</p> <p>How do you think Nicky felt now? Imagine you are Nicky. Write a short letter to 'father' to thank him for sending the message in a dream. Think about:</p> <ul style="list-style-type: none"> • Becoming an orphan (losing mother and father) • Worrying about getting taken into a home • Setting up 'home' in Fortress Caparetto 	<p>Copy out the <u>next 4 sentences</u> in your neatest handwriting. You don't need to print it out! Jack-Climbs-The-Beanstalk-Handwriting-Task</p>	<p>Decimals: Convert from a decimal into a fraction and simplify. BBC Bitesize Thursday Lesson</p> <p>If you are finding this maths too tricky you could try: Simple-Column-Addition-Task</p>
Fri	<p>Re-listen to episode 6 of Machine Gunners: Episode 6 - Home from Home Focus on the part called 'Watching from the Crow's Nest'</p> <p>At 5 o'clock on a Friday evening, the boys and Audrey spotted a German plane! Draw a storyboard about what happened next... you could use these sentences to help you.</p> <ol style="list-style-type: none"> 1. The children fired the machine gun at the German plane. 2. The pilot was shot by a British Pom-Pom gun. 3. The British Spit Fires shot down the German plane and it blew up. 4. The German pilot parachuted to the ground and landed in a garden. 	<p>Copy out the <u>last 3 sentences</u> in your neatest handwriting. You don't need to print it out! Jack-Climbs-The-Beanstalk-Handwriting-Task</p>	<p>Sharpen up on your times table recall. Have a go at these 2 activities. Time yourself and see how quickly you can complete them. Ultimate-Division-and-Times-Table-Challenge</p> <p>There are lots of Maths Games available at: https://www.topmarks.co.uk</p>

	Foundation Subjects	PE
Mon	<p align="center">Science</p> <p>TOPIC: Evolution and inheritance <i>Living things have changed over time and fossils provide information about living things that inhabited the Earth millions of years ago.</i></p> <p>Read the PowerPoint information at: Lesson 1 - how-fossils-are-made.</p> <p>Look at the photographs: Fossils Pictures Pack Compare the fossil to the image of the creature. Can you tell which is which?</p> <p>Watch the BBC Bitesize video clip: How are Fossils Made?</p> 	<p>Blackburn Rovers Workout Your Name: Workout Fun Game</p> <p>OR</p> <p>SH1FT 20 Minute Workout for Children: 20 minute Workout</p>
Tues	<p align="center">Religious Education</p> <p>What is Humanism? Watch the BBC Bitesize clip at: What is Humanism? - Video Link</p> <p>Consider the questions:</p> <ul style="list-style-type: none"> • What is a belief and how do people show their beliefs? • What is Humanism and what are Humanists key beliefs? <p>The Symbol of The Happy Human is used by Humanists to represent their positive attitude to life.</p> <p>TASK: How many other symbols can you find that might represent religions, philosophies or charities? Why are these symbols important?</p> 	<p>There are lots of PE ideas here: Youth Sports Trust Home Learning</p> <p>OR</p> <p>You can try this Charlee Atkins full body HITT workout: HITT workout</p>
Wed	<p align="center">Music</p> <p>You have a new Charanga YUMU Assignment – *Music And Me* - You need to log in to Charanga. If you have forgotten your username and password, please e-mail: year6.montalbo@durhamlearning.net and ask for a reminder.</p> <ol style="list-style-type: none"> 1. Click on Assignments button:  2. Go to 'Music And Me' – Click on Step 1  3. Listen to The Introduction To The Unit and The Introduction to Step 1. Then, Listen and Appraise the 5 different songs. * **Enjoy listening!** ** * 	<p>For an active workout try: 30-minute at home boxing workout</p> <p>OR High Energy Workout!</p>
Thurs	<p align="center">Design and Technology</p> <p>Read through the Little Pioneers Inventors Challenge: Pioneers-Energy-Challenge-Presentation</p> <p>Have a go at Step 1 of the challenge 'Thinking about your own energy use': Task 1.3-LI-Pioneers-Energy-challenge</p> <p><i>For example, you might use energy to: cook your dinner, wash your clothes, watch the TV and even turning on the lights – draw a picture for each one.</i></p> 	<p>Great Family Activities at: Premier League Primary Stars</p> <p>OR</p> <p>Just Dance Cotton Eye Joe!</p>
Fri	<p align="center">Art and Design</p> <p align="center"><i>Linking to the theme of 'War'</i></p> <p>Look at the incredible sketched made by a soldier during WWII: Inside-A-WWII-Soldiers-Sketchbook.</p> <p>TASK: Re-create your own sketch – it could be similar to the examples or you could choose to draw something different.</p> <p>If you are stuck for an idea or you want something extra to draw take a look at this: How to draw a Spitfire!</p> 	<p>If you love to dance – there is a fantastic dance to learn here: Aladdin - Friend Like Me ZUMBA</p>