
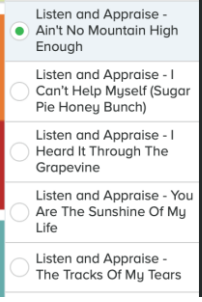
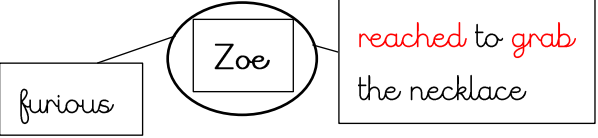


	Literacy	Maths	Other subjects
M	<p>Listen or read the rest of chapter 7.</p> <p>What do you think happened to the Cat? Find words and phrases in the text that tell you what happened to him.</p> <p>What does this tell you about Dooby and his gang? Use evidence from the text to support your answers.</p> <p>Handwriting - letterjoin.co.uk</p> 	<p>We have now moved to BBC Bitesize for maths lessons.</p> <p>https://www.bbc.co.uk/bitesize/articles/zrwfuk7</p> <p>Multiplication using grid method</p> <p>Watch the video. In your books, complete activity 1 and then do the quiz online.</p> <p>Use the Base 10 sheet to help partition your numbers. Cut out the 10's and 1's or make your own.</p>	<p>P.E - Try to get outside as much as you can! Safely!</p> <p>R.E - Hindu Holy Books</p> <p>https://www.youtube.com/watch?v=jCNNwPaVIaU</p> <p>Watch the story of Rama and Sita. In your books, draw the story to show the key events.</p> <p>Music - Listen and appraise</p>  <div style="border: 1px solid black; padding: 5px;"> <p>Go back to the 'Listen and Appraise' section at the beginning of the unit. Listen to each of the songs. Which is your favourite? Why? How do they compare to Dancing in the Street? Which would you like to learn?</p> </div>
T	<p>Read or listen to chapter 8.</p> <p>Verbs - Watch the video clip to revise verbs.</p> <p>https://www.bbc.co.uk/bitesize/topics/zwwp8mn/articles/zpxchdcs</p> <p>Copy the diagram into your books and use a variety of verbs to describe Zoe's feelings and actions. If you can, use a thesaurus to improve your word choices.</p> 	<p>https://www.bbc.co.uk/bitesize/articles/z4chnrd</p> <p>Multiplication up to 4 digits by 2 digits</p> <p>Watch the video and go through the slideshow.</p> <p>In your books, complete activity 1 (you can do this on your own and check your answers with a calculator)</p> <p>Optional challenge - activity 2</p>	<p>P.E - Try to get outside as much as you can! Safely!</p> <p>Science - Comparing life cycles</p> <p>Over the past few weeks you have looked at the life cycles of mammals, birds, insects and amphibians. Look back at your life cycles and revise the different stages.</p> <p>Copy and complete the table below to show the features that are similar about the life cycles studied and the differences. I have done two examples to help you set it out. Try to include as much information as you can.</p>

	<p>Handwriting - letterjoin.co.uk Follow the links and complete the sheet in your books. Resources -> Printouts -> Printouts->Key Stage 2 -> English -> Synonyms for said</p>		<table border="1"> <tr> <td data-bbox="1415 119 1809 178">Similarities</td> <td data-bbox="1809 119 2199 178">Differences</td> </tr> <tr> <td data-bbox="1415 178 1809 338">In each life cycle there is a reproduction stage.</td> <td data-bbox="1809 178 2199 338">Only insects and amphibians go through metamorphosis.</td> </tr> </table>	Similarities	Differences	In each life cycle there is a reproduction stage.	Only insects and amphibians go through metamorphosis.								
Similarities	Differences														
In each life cycle there is a reproduction stage.	Only insects and amphibians go through metamorphosis.														
<p>W</p>	<p>Adverbs Watch the video clip to revise adverbs. https://www.bbc.co.uk/bitesize/topics/zwup8mn/articles/zgsgxqfr Copy and complete the table using your work from yesterday</p> <table border="1" data-bbox="134 686 739 885"> <thead> <tr> <th>Verb</th> <th>adverb</th> <th>Adverb + verb</th> </tr> </thead> <tbody> <tr> <td>reached</td> <td>furiously</td> <td>furiously reached</td> </tr> <tr> <td>grabbed</td> <td>quickly</td> <td>quickly grabbed</td> </tr> <tr> <td>determined</td> <td>quietly</td> <td>quietly determined</td> </tr> </tbody> </table> <p>Handwriting - letterjoin.co.uk Follow the links and complete the sheet in your books. Resources -> Printouts->Key Stage 2 -> English -> Pangrams</p>	Verb	adverb	Adverb + verb	reached	furiously	furiously reached	grabbed	quickly	quickly grabbed	determined	quietly	quietly determined	<p>https://www.bbc.co.uk/bitesize/articles/zfdsy9q Short division with remainders Watch both videos In your books, answer the Activity 2 questions. Complete sections 1 - 4. Optional challenge - 5 & 6 Check your work using the answer sheet online</p>	<p>P.E - Try to get outside as much as you can! Safely! History - Seafarers https://www.bbc.co.uk/teach/class-clips-video/viking-ships/znxcn382 What does the Oseburg ship and the video tell us about the Vikings? In your books write statements (use the openers provided to help) about the Vikings and what this tells you about them. I think the Vikings were extraordinary craftsmen because they built huge boats with intricate and detailed carvings on them. The Vikings were strong, I know this because ... They were ... It could be said that the Vikings were... I was amazed to discover that... I learnt that ... I know that the Vikings were... because there is evidence of ...</p>
Verb	adverb	Adverb + verb													
reached	furiously	furiously reached													
grabbed	quickly	quickly grabbed													
determined	quietly	quietly determined													
<p>T h</p>	<p>Fronted adverbials Read or listen to chapter 8 again. Watch the video to revise fronted adverbials https://www.bbc.co.uk/bitesize/topics/zwup8mn/articles/zp937p3</p>	<p>https://www.bbc.co.uk/bitesize/articles/zfhkd6f Measure and calculate perimeter Watch both videos. Complete activity 1 & 2 online.</p>	<p>P.E - Try to get outside as much as you can! Safely! Geography - How do Rivers shape our World? Watch the video below to recap the features of a river and complete the activity. https://www.bbc.co.uk/bitesize/topics/z849q6f/articles/z7w8pg8</p>												

	<p>Write sentences about Zoe's actions and feelings in chapter 8, using your work from the past two days and today. Remember to add a comma after the fronted adverbial.</p> <p>Furiously, Zoe reached to grab the necklace from Sarah. Quietly determined, Zoe resolved to leave the stinking Island.</p> <p>Handwriting - letterjoin.co.uk</p> <p>Follow the links and complete the sheet in your books. Resources -> Printouts->Key Stage 2 -> English ->Alliteration</p>	<p>Find the Perimeter sheet and complete the activities in your books.</p> <p>Optional challenge - design your own compound rectilinear shapes and work out their perimeter. They don't have to be drawn to scale.</p>	<p>Watch the videos below to discover how rivers can shape the landscape.</p> <p>https://www.bbc.co.uk/programmes/p00xq904</p> <p>https://www.youtube.com/watch?v=qqsTS67BKmA</p> <p>Find the sheet called 'How do rivers shape our world?' Copy it into your books, filling in the missing sections with the key words from the box. Check your answers using the answer sheet.</p>
F	<p>Copy the spelling week 5 sheet into your books or print it off. Practice the spellings daily.</p> <p>Write a sentence using the spelling words in your neatest handwriting into your books.</p>	<p>https://www.bbc.co.uk/bitesize/articles/zh9brj6</p> <p>Calculating area</p> <p>Watch the first video. You do not need to print off the activity sheet. Just do the challenge in your books. Watch the other videos. Complete the practice activity online.</p> <p>Optional challenge - complete activity 2 in your books. You could do a few or them all!</p> <p>Breadth is used instead of width on the sheet.</p>	<p>P.E - Try to get outside as much as you can! Safely!</p> <p>PSHE - Choose another two brain breaks and practice them through the week</p> <p>French - Food and drink</p> <p>Go back through the 'French Food and drink' PowerPoint from week 4. Make sure you listen to each sound clip carefully and repeat the word. You are going to create a menu for a French café. You need to include:</p> <ol style="list-style-type: none">1. The name of your café2. Decorations on your menu3. A variety of French food and drinks - you could divide these into different courses.