
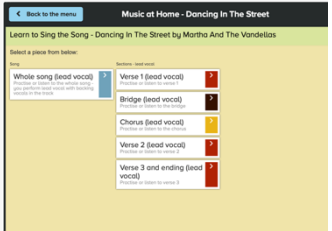



| | Literacy | Maths | Other subjects |
|------|--|--|---|
| Mon | <p>Look at your summary from last week and think about what has happened to Zoe so far. Write a letter to Zoe telling her what you think she should do.</p> <p>In your letter, explain:</p> <ul style="list-style-type: none"> Whether she should stay or try and leave the island Your thoughts about the characters she has met so far and what they might do Who you think she can trust at this point in the story and who might she take with her on the boat if she does manage to escape? <p>Handwriting - letterjoin.co.uk</p>  | <p>Complete Summer Term Week 2 Lesson 1</p> <p>Adding decimals with the same number of decimal places</p> | <p>P.E - Continue from last week</p> <p>R.E - Hindu Holy Books</p> <p>Find and read the PowerPoint called 'Hindu Holy books'</p> <p>Copy or print the table and fill in the missing information. Check your answers using the answer sheet provided.</p> <p>Music - Learn to sing the song</p>  <p>Do you know the song yet? Your task this week is to perform it to an audience using the backing track only!</p> |
| Tues | <p>Listen to or read chapter 5 (pages 45- 49)</p> <p>Answer the following questions:</p> <ol style="list-style-type: none"> What is Udan-Adan? William tells a story about a boat. What story does this remind you of? Where does William think the water is coming from? Does he think the water will stop? | <p>Complete Summer Term Week 2 Lesson 2</p> <p>Subtracting decimals with the same number of decimal places</p> | <p>P.E - continue from last week</p> <p>Science - Life cycles of insects</p> <p>Watch the video below then complete the activities</p> <p>https://www.youtube.com/watch?v=agEr8GfBXso</p> <ol style="list-style-type: none"> What are the diagnostic features/common characteristics of insects? Copy and complete the diagram with as many amphibians you can think of using their common characteristics |

| | | | |
|--------------------|--|--|---|
| | <p>4. What does this remind you of?</p> <p>5. Who does Zoe decide she would like to take on her boat?</p> <p>Handwriting</p> <p>Download the pallindromes sheet and copy into your book.</p> | |  <p>3. Draw a diagram to show the life cycle of an insect.</p> <p>4. Remember to label your diagram with the different stages and include a description for each stage. Use arrows to show the cycle. This is your last life cycle so you should be able to do a really good job and include lots of information in each stage. The life cycle of an insect is amazing!</p> |
| <p>Wed</p> | <p>Listen to or read chapter 6 (pages 50 - 53)</p> <p>Watch the video on coordinating conjunctions https://www.bbc.co.uk/bitesize/topics/zwuwp8mn/articles/z9uwvghv</p> <p>In your book summarise how Dooby saved the islanders. Make sure you use coordinating conjunctions in your sentences.</p> <p>Handwriting</p> <p>Download the tongue twisters sheet and copy into your book.</p> | <p>Complete Summer Term Week 2 Lesson 3</p> <p>Adding decimals with different numbers of decimal places</p> | <p>P.E - continue from last week</p> <p>History - Law and Order</p> <p>Watch the video clip and click on the Vikings to find out about their crime and punishments. https://www.bbc.co.uk/bitesize/topics/zn46nrd/articles/zn7kxyc</p> <p>Read the Viking Law and Order sheet for more information. Print off the sheet called 'Viking Crime and Punishment' or copy it into your books. Complete the missing sections. One has been done for you to show you how to set it out.</p> <p>Bonus task - hold your own Viking Thing! Video it if you can and send it to school!</p> |
| <p>Thur</p> | <p>Listen to chapter 7 up to 6:58 'William saw what he was thinking' to or the bottom of page 58 in the book.</p> <p>Write a diary entry as the character Zoe, after hearing listening to William explain what life was like before the flooding and also how the world changed. Include rhetorical questions and</p> | <p>Complete Summer Term Week 2 Lesson 4</p> <p>Subtracting decimals with</p> | <p>P.E - continue from last week</p> <p>Geography - what happens when plates move?</p> <p>Watch the videos below to find out about the earths structure https://www.bbc.co.uk/bitesize/clips/zwuwxn39</p> <p>In your books draw a diagram to show the Earths structure. Now watch the videos below to find out about tectonic plates. https://www.bbc.co.uk/bitesize/clips/z4pw2hv</p> |

| | | | |
|-------------------|---|---|--|
| | <p>coordinating conjunctions. Try to remember the other features of a diary.</p> <p>Handwriting</p> <p>Download the collective nouns sheet and copy into your book.</p> | <p>different numbers of decimal places</p> | <p>https://www.nationalgeographic.org/media/plate-tectonics/</p> <p>In your books answer the following questions:</p> <ol style="list-style-type: none"> 1. What are tectonic plates? 2. What are the different plates called? 3. How does the movement of tectonic plates change the earth? |
| <p>Fri</p> | <p>Copy the spellings week 4 sheet into your books or print it off. Practice the spellings daily.</p> <p>Write a sentence using the spelling words in your neatest handwriting into your books.</p> | <p>Complete Summer Term Week 2 Lesson 5 Maths Challenge!</p> | <p>P.E - continue from last week</p> <p>PSHE - Choose another two brain breaks and practice them through the week</p> <p>French - Food and drink</p> <p>Work your way through the French Food and drink PowerPoint. Make sure you listen to each sound clip carefully and repeat the word. Choose at least 8 different foods and drink. Draw them into your books and write the English and French words next to your pictures.</p> |