




Make a Penguin

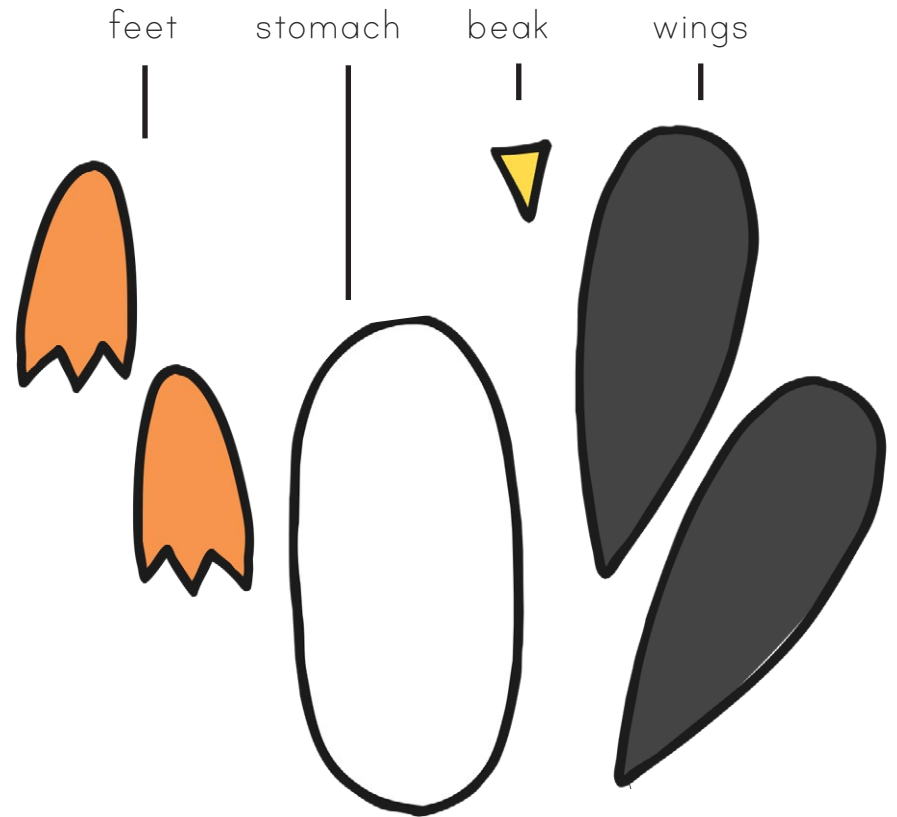
You will need:

a cardboard tube
colored paper
googly eyes
scissors
glue




1

Cut out the shapes for the feet, wings, beak, and stomach.




2

Glue black paper to the outside of the cardboard tube.




3

Stick the stomach, beak, and wings to the tube.



4

Stick the googly eyes and the feet onto the tube.



5

Leave your penguin in a safe place to dry.

