
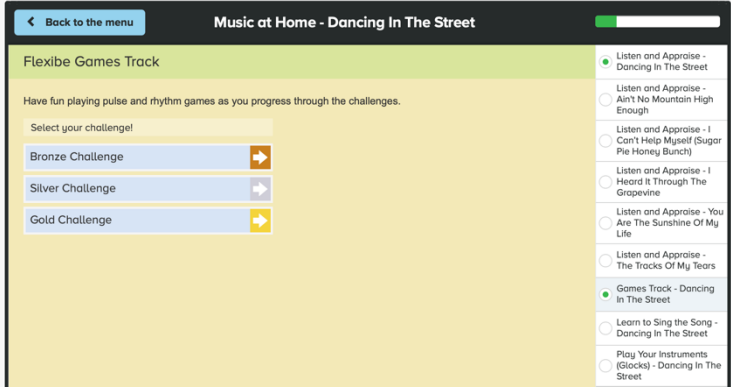
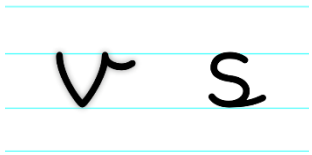




	Literacy	Maths	Other subjects
Mon	<p>Write a character description about Zoe</p> <p>Listen to the whole of Before, Chapter One again. Pages 15 - 23 in the book. Use your notes from last week and your thoughts from today and write a character description about Zoe. Look at the example below to help you get started</p> <p><i>Zoe is a young girl, who lives alone in Norwich. She has no family and no real friends. Norwich (a city in the UK) is flooding and the situation is getting worse, so she is determined to leave.</i></p> <p>Handwriting - patterns  <a href="http://www.letterjoin.co.uk">www.letterjoin.co.uk</a></p> 	<p>Complete Week 2 Lesson 1</p> <p>Rounding decimals</p>	<p>P.E - Continue from last week</p> <p>R.E - What makes a book holy?</p> <p><i>Look at last week's work and check you matched the correct holy book to the correct religion (answers are on the 'Holy Book Answer Sheet')</i></p> <p>Watch the video again up to 0:28. This time you are listening for information about what makes a book holy and what is included in a variety of holy books.</p> <p><a href="https://www.bbc.co.uk/teach/class-clips-video/religious-education-ks3-a-z-of-religion-and-beliefs-q-is-for-quran-holy-books/z6kcuty">https://www.bbc.co.uk/teach/class-clips-video/religious-education-ks3-a-z-of-religion-and-beliefs-q-is-for-quran-holy-books/z6kcuty</a></p> <p>Copy and complete the sentences. Use the key words from the box to help.</p> <p>A holy book is different to a normal book because...</p> <p>In a holy book you will find ....</p> <div style="border: 1px solid black; padding: 5px; margin-top: 10px;"> <p>God    scripture    word of god    direct from god    stories</p> <p>teachings    scriptures    define    important</p> </div>

			 <p>Music - Games Track Log onto charanga and click on the Games track - Dancing in the Street.</p>
<p>Tues</p>	<p>What happened to Zoe's parents? Listen to Before, Chapter Two. Pages 9-12 in the book. In your own words write a summary of how Zoe and her parents became separated. Do you think she will find them?</p> <p>Handwriting - <a href="http://www.letterjoin.co.uk">www.letterjoin.co.uk</a></p> 	<p>Complete Week 2 Lesson 2 Ordering and comparing decimals</p>	<p>Then have a go! Try and move up the levels.</p> <p>P.E - Continue from last week. Science - Life cycles of mammals Revision from previous lesson - what is a life cycle? Are all life cycles the same? Watch this video which shows the life cycle of a mammal. <a href="https://www.youtube.com/watch?v=V4j20B66t_0&amp;feature=youtu.be">https://www.youtube.com/watch?v=V4j20B66t_0&amp;feature=youtu.be</a> Answer the questions and complete the activity based around the video</p> <ol style="list-style-type: none"> <li>1. What are the diagnostic features/common characteristics of mammals? There are 5!</li> <li>2. Copy and complete the diagram with as many mammals as you can think of using their common characteristics</li> </ol> 

	<p>vans</p> <p>stars</p>		<ol style="list-style-type: none"> <li>3. What is a life cycle? Why do you think it is called a life cycle?</li> <li>4. How many stages are there in a mammal's life cycle?</li> <li>5. What is each stage called?</li> <li>6. Draw a diagram to show the life cycle of a mammal. This could be for a dog or you could challenge yourself and do it for a different mammal or both! Remember to label your diagram with the different stages and include a description for each stage. Use arrows to show the cycle</li> <li>7. What is the adult stage called in humans?</li> <li>8. What is a gestation period?</li> </ol>
<p>Wed</p>	<p>Then - The Eels</p> <p>Listen to Then, Chapter One to 6:42, 'let's go back to base then' Pages 15 to half-way down page 19. Then answer the following questions.</p> <ol style="list-style-type: none"> <li>1. What do you think 'scrag' means?</li> <li>2. What is the name of the leader of the gang?</li> <li>3. Which gang do they belong to?</li> <li>4. What are the names of the other gangs?</li> <li>5. Where has Zoe rowed to?</li> </ol>	<p>Complete Week 2</p> <p>Lesson 3</p> <p>Understanding percentages</p>	<p>P.E - Continue from last week.</p> <p>History - Where did the Vikings come from and why did they invade Britain?</p> <p>Have another go at organising the key historical dates and periods. Have you improved since last week? Keep practising!</p> <p>Find the sheet called, "Where did the Vikings come from and why did they invade Britain?"</p> <p>Read through the sheet then answer the questions in your book.</p>

Handwriting [www.letterjoin.co.uk](http://www.letterjoin.co.uk)

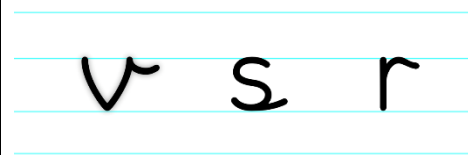


Thurs

Listen to the rest of Then, Chapter One.

Make notes about Dooby. Do you like him? Why? Why not?

Handwriting - [www.letterjoin.co.uk](http://www.letterjoin.co.uk)



separate

surprise

strange

vest

Complete Week 2

Lesson 4

Percentages as fractions and decimals

P.E - Continue from last week.

Geography - Why is the land around my planet so many different shapes?

Check your answers from last week using the answer sheet in resources called, 'Land formation answer sheet.'

Now you know that land can be formed and changed in different ways! But where in the world are these places and what are they made from?

Use the answer, the sheet titled, 'Land formation pictures with names' and the sheet called, 'Land formation explanations.' Match the picture to the explanation. Record your answers in a table like the one shown below (add the extra rows!)

Landscape location	Information about the landscape
Stone Forest China	These stone forests were formed from limestone 270 million years ago. The rocks have been shaped by wind and rain to create the unusual shapes and spikes
Giants Causeway, Northern Ireland	There are 40,000 columns ...

<p>Fri</p>	<p>Copy the spellings week 2 sheet into your books or print it off. Practice the spellings daily. Write a sentence using the spelling words in your neatest handwriting into your books.</p>	<p>Complete Week 2 Lesson 5 Equivalent fractions, percentages and decimals</p>	<p>P.E- Continue from last week. PSHE - You might be finding life a bit tricky at the moment so I would like you to try and build some mindfulness strategies into your week. This week, I would like you to choose two different brain breaks from the 'Mindfulness sheet.' Learn how to do them without the sheet and then practice them whenever you need to next week. French Play your French family bingo game again.</p>
------------	--	--	---