




Reception Class - Summer Term Week 1

Our theme is 'What a Wonderful World' and our story focus is 'The Jolly Postman' by Janet and Allan Ahlberg.

Please use these ideas as a basis for your child's learning at home. Remember to also take time to observe your child and to follow their individual needs and interests. When your child is completing any writing tasks please encourage them to sound out each word using the sounds that they know. Although this will often be the incorrect spelling it is a crucial skill that they must develop as they have not yet learned all of their sounds.

Literacy	Maths
<p>Can you listen to the story 'The Jolly Postman'? https://www.youtube.com/watch?v=CeTTqQoJ2Gw</p>  <p>Monday: What is your favourite part of the story and why? Draw and label your favourite part of the story and explain to an adult why it is your favourite part.</p> <p>Tuesday and Wednesday: Can you remember the order of the story? Draw and label your own story map. See if you can get the characters in the correct order and then re-tell the story to an adult using your story map.</p>  <p>Thursday: Which character from the story would you like to write to? Make your own card and write it out for your favourite character.</p> <p>Friday: Do you know your address? Ask an adult what your address is. Create your own envelope and practice writing out your address.</p>	<p>This Week we are learning about complex patterns. https://www.youtube.com/watch?v=IGRwXqreqa8</p>  <p>Monday: Can you think of your own AAB pattern from the video? Challenge someone in your house to create their own pattern too.</p> <p>Tuesday: Can you make different patterns using sound only? Try and follow the patterns below: AABB or AABBB. E.g. clap, clap, click, click.</p> <p>Wednesday: Create your own repeating pattern using objects in your house. It could be a toy, buttons, leaves or anything you can think of. Can an adult guess what your pattern is?</p> <p>Thursday: Look at the pattern on 'Maths worksheet 1'. Can you continue the pattern? Can you create your own combination of pattern using the same shapes?</p> <p>Friday: Can you create a pattern using sounds that you know – make it as tricky as possible and remember it must be a repeating pattern.</p>

Phonics

Daily speed sounds lesson

Set 1 – 9:30am or Set 2 – 10am

https://www.youtube.com/channel/UCo7fbLgY2oA_cFCI9GdxtQ

Monday: Can you write 3 real words and 3 alien (made up) words using the sound of the day?





Please see attached the Oxford Owl guide sheet to access RWI books needed for the following activities.

Tuesday: Read story 1/ditty 1 to an adult. Choose four words from the story and write them down and think of a word that rhymes with each word you have chosen.

Wednesday: Read the story/ditty again. Can you answer the questions at the back of the book with the help of an adult?

Thursday: Read the story/ditty. Complete a 'hold a sentence' activity using the title of the book. This means you read the title over and over, say it out loud and tell an adult the title. Now hide the title and write it down from memory. Make sure you sound out each word before writing it down.

Friday: Practise reading the story again. This time can you sound out the words in your head and say the whole word? Then write two short phrases or sentences using the red words from your story/ditty.

Understanding the World	Expressive Arts and Design
<p>In the story the Jolly Postman, he travels around his village visiting lots of different places.</p> <p>Can you make a map of our town and include as many special places as you can remember?</p>  <p>Do you think Barnard Castle has always had those special places? Ask an adult to help you look at pictures of the town before they were born and see if it looks different. Can you tell them how you think it has changed?</p> 	<p>Can you fold and design your own envelope for the postman's letters? You can follow the steps attached or you can create your own. How can you decorate it?</p> <p>Can you follow the steps below to draw your own sunflower? https://www.youtube.com/watch?v=i_pQWFkZJrc Can you teach someone in your house how to draw one too?</p> <p>Create a music account at: https://www.DurhamOnlineMusic.co.uk/yumu</p> <p>Follow the steps outlined on your child's Charanga login letter.</p> <p>Select BearFunk, then launch the following steps down the right hand side.</p>  <p>Can you listen to and appraise Big Bear Funk?</p> <p>Play the Games track – can you find the pulse?</p>
Personal, Social and Emotional Development	Physical Development
<ul style="list-style-type: none"> Can you be kind to yourself? <p>Draw a self-portrait and tell an adult all of the things that you like about yourself and are good at. You can then have a go at sounding out your favourite things about yourself and writing them around your picture. Please encourage your child to write or name as many qualities as possible to boost their self-esteem 😊.</p> <ul style="list-style-type: none"> Watch Ruby's worry: <p>https://www.bbc.co.uk/iplayer/episode/m00097dk/cbeebies-bedtime-stories-725-katie-piper-rubys-worry</p> <p>During the current situation our children might be feeling worried and it is important that they understand this is normal. Can you create your own worry clouds? You can draw your own clouds or use the template provided. You can discuss your worry first and then could draw or write your worry in the worry cloud, where it will keep it safe.</p> 	<p>It is important to stay as active as possible. Please follow the links below to find some fun warm ups and workouts. You might even be able to get your adults to join in. Don't forget to drink lots of water.</p> <p>Warm up https://www.youtube.com/watch?v=3_olssULEk0</p> <p>Active 8 with Joe Wicks. There are lots of different videos with similar activities to try. https://www.youtube.com/watch?v=uqLNxJe4L2I</p> <p>Can you follow and copy the dance routines on Just Dance? https://www.youtube.com/user/justdancegame</p> 

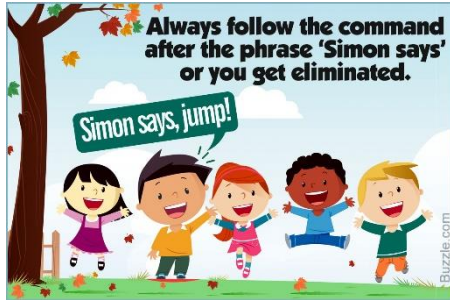
Communication and Language

Can you answer who, where, what and why questions?

Look at the scene included called 'Breakfast Scene'. Look carefully at the pictures and get a grown up to ask you the questions included. Answer them in as much detail as possible.

Can you play Simon Says?

Ask your adults and/or siblings to join in with a game of 'Simon Says'. Make sure that everyone gets a turn at being Simon and see who can listen to the instructions carefully. Try and think of lots of different instructions.



**The ideas for your learning at home is based on the seven areas of learning from the Early Years Foundation Stage (EYFS) curriculum.*

I would love to see all of the work you have been doing at home, therefore if you would like to send any photographs of your learning please send them to:

montalbo@durhamlearning.net

Please remember that you're all doing a GREAT job. Keep up the good work 😊 .

Miss Lauder