


Reception Class - Summer Term Week 2

Our theme is 'What a Wonderful World' and our story focus is 'Katie in London' by James Mayhew.

Please use these ideas as a basis for your child's learning at home. Remember to also take time to observe your child and to follow their individual needs and interests. When your child is completing any writing tasks please encourage them to sound out each word using the sounds that they know. Although this will often be the incorrect spelling it is a crucial skill that they must develop, as they have not yet learned all of their sounds.

<u>Literacy</u>	<u>Maths</u>
<p>Can you listen to the story 'Katie in London'?</p> <p>https://www.youtube.com/watch?v=ImrNxvC9bb4</p>  <p>Monday: Which place in London was your favourite? Draw your favourite place from the story and write some words around it that describe why you like it. You could even write it as a sentence.</p> <p>Tuesday: Look at the picture attached, named 'Literacy 1'. Can you write a sentence or two describing the picture? If that is too tricky you can sound out some words describing what you can see.</p> <p>Wednesday: Look at the list of words named 'literacy 2'. Can you read the words with the help of an adult? Now try and think of words that rhyme with each one and write down as many as you can. Remember, usually the end of the word sounds the same to rhyme!</p> <p>Thursday: In the story the Lion says that he would take Katie and Jack on more adventures next time. Can you think of the next part of the story? If you could go anywhere with the Lion, where would it be? It doesn't have to be in London. Draw the next part of the story and label it. Tell your adult exactly where you would go and why.</p> <p>Friday: Can you re-tell the story of 'Katie in London' to an adult orally? You could ask your adult to record you telling the story. Remember, there should be a beginning, middle and end.</p>	<p>This Week we are learning to confidently count to 20.</p> <p>https://www.youtube.com/watch?v=TNZMsXSOIEU</p> <p>Monday and Tuesday: Ask your adult to choose a number between 10 and 20. Can you count out that many objects for them? You can count anything you can find in your house. Remember to put them in piles of 10. Repeat this until you've tried to count out lots of different amounts.</p> <p>Wednesday: Look at the sheet attached named 'Maths 1'. Do you know each number? Practise each number until you recognise them all. You could play 'splat' by getting someone in your house to say a number and see how quickly you can point to it.</p> <p>Thursday: Ask your adult to write down a number between 10 and 20. You need to count out that many objects carefully but you also need to be able to recognise the number they have written. Keep practising until you have counted out each amount.</p> <p>Friday: Look at the sheet attached, named 'Maths 2'. Can you count each amount carefully and write the number in your workbook? Remember to count carefully and slowly.</p>

Phonics

Daily speed sounds lesson




Set 1 – 9:30am or Set 2 – 10am

https://www.youtube.com/channel/UCo7fbLgY2oA_cFCI9GdxtQ

Monday: Can you write 3 real words and 3 alien (made up) words using the sound of the day?

Please see attached the Oxford Owl guide sheet to access RWI books needed for the following activities. You should be using Ditty/Story 2 from the same story book as last week. If your child has a picture book, then please see the document named 'Phonics Pre-reading'.

Tuesday: Read story 2/ditty 2 to an adult. Choose four words from the story and write them down and think of a word that rhymes with each word you have chosen.

<p>Wednesday: Read the story/ditty again. Can you answer the questions at the back of the book with the help of an adult?</p> <p>Thursday: Read the story/ditty. Complete a 'hold a sentence' activity using the title of the book. This means you read the title over and over, say it out loud and tell an adult the title. Now hide the title and write it down from memory. Make sure you sound out each word before writing it down.</p> <p>Friday: Practice reading the story again. This time can you sound out the words in your head and say the whole word? Then write two short phrases or sentences using the red words from your story/ditty.</p>	
<u>Understanding the World</u>	<u>Expressive Arts and Design</u>
<p>Can you find our country? In the story 'Katie in London', Katie visits different landmarks/special places in London. Barnard Castle is a town in a country. Do you know which country we live in? Ask an adult to help you look on Google maps at your town and then zoom out to explore the rest of our country. Do you think Barnard Castle is big or small compared to the rest of the country? https://www.google.co.uk/maps</p> <p>What is a landmark? Use the document named 'Europe' to find more about where we live and some famous landmarks in our continent. Use the video link below too, to help you understand: https://www.bbc.co.uk/iplayer/episode/m00086jl/go-jettters-series-3-6-the-continent-of-europe</p> <p>How do we celebrate? In the UK we celebrate in lots of different ways. Can you think of events that we celebrate? Which is your favourite? With the help of an adult, see if you can find a celebration in Europe that we don't celebrate.</p> <p>What do we eat? In different countries in Europe, people eat different types of food. Look at the document named 'Food from Europe'. Which food would you like to try and why? Which would you not like to try and why? You could draw both and explain your answers to an adult.</p>	<p>Can you make your own Queen's Guard from the story? You can use paper, a toilet/kitchen roll tube or a lolly stick. Can you draw on his uniform, face and hat? What else does he need?</p> <div style="display: flex; justify-content: space-around;">   </div> <p>Access your music account at: https://www.DurhamOnlineMusic.co.uk/yumu</p> <p>Select BearFunk, then launch the following steps down the right hand side.</p>  <p>Use the Games Track and find the pulse (the heartbeat of the music) by marching around. Can you find different ways of showing the pulse?</p> <p>Listen to Sing the Song and then join in, a verse at a time. When you feel ready use the 'backing only' and be the singing stars! Can you follow the shape of the pitch (high and low sounds) with your hand?</p>
<u>Personal, Social and Emotional Development</u>	<u>Physical Development</u>
<ul style="list-style-type: none"> What am I grateful for? <p>Use the 'What am I grateful for?' sheet as a guide. Can you answer each question and describe why you are grateful?</p> <ul style="list-style-type: none"> Have you got thankful hands? <p>Draw around your hand and decorate it anyway you would like. Use the 'thankful hands' sheet as a guide and think about why you have thankful hands. Can you</p>	<p>It is important to stay as active as possible. Please follow the links below to find some fun warm ups and workouts. You might even be able to get your adults to join in. Don't forget to drink lots of water.</p> <p>5 minute warm up with Joe Wicks. https://www.youtube.com/watch?v=d3LPrhI0v-w</p> <p>JumpStart Jonny. There are lots of different free workouts and dances and they are lots of fun to follow. https://www.jumpstartjonny.co.uk/free-stuff</p> <p>Can you follow and copy the dance routines on Just Dance?</p>

explain why you think other people are special and what they do to help us?

<https://www.youtube.com/user/justdancegame>

Communication and Language

Can you find...?

Look at the 'can you find' poster and see if an adult can ask you the questions included. I wonder if you can find all of the objects...

Can you play the memory game?

Ask your adults and/or siblings to join in with a memory game. You start by saying 'I went to the shop and bought a'. Then next person in your family says the same but has to remember what you bought and add something on to the list. Continue until you can't remember all of the items.

E.g. 'I went to the shop and bought a banana.'
I went to the shop and bought a banana and a pineapple'.



**The ideas for your learning at home is based on the seven areas of learning from the Early Years Foundation Stage (EYFS) curriculum.*

I would love to see all of the work you have been doing at home, therefore if you would like to send any photographs of your learning please send them to:

montalbo@durhamlearning.net

Please remember that you're all doing a GREAT job. Keep up the good work 😊 .

Miss Lauder